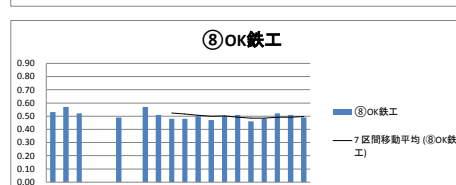
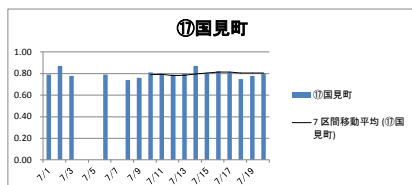
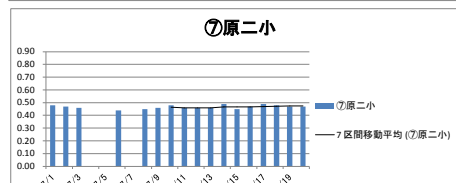
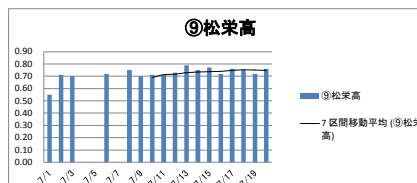
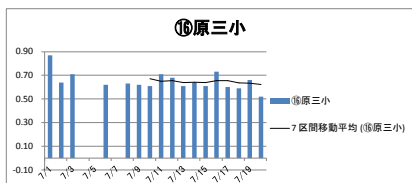
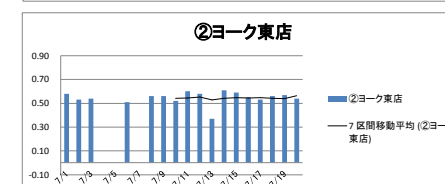
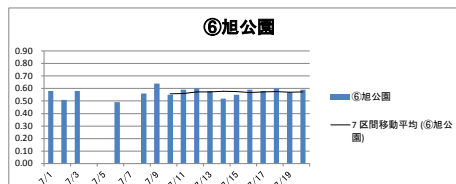
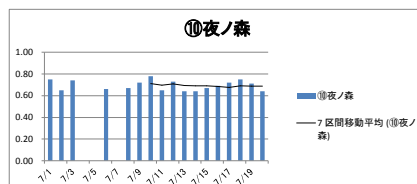
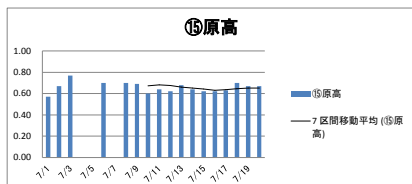
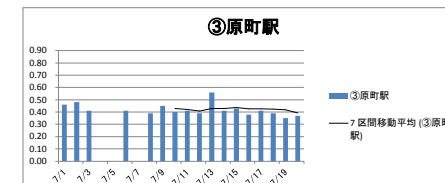
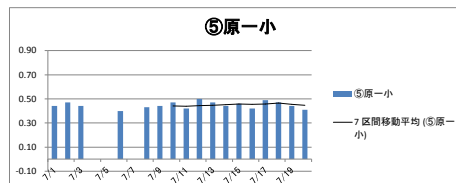
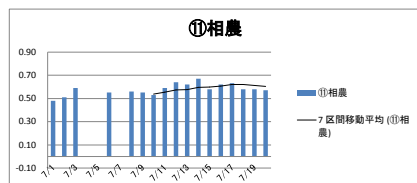
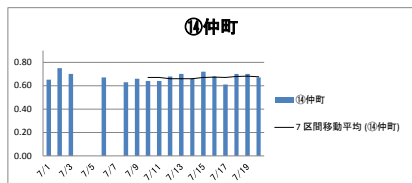
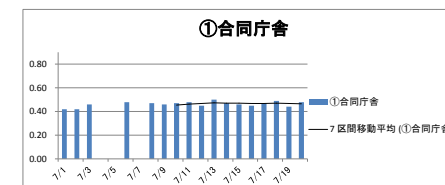
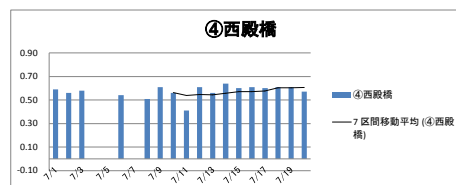
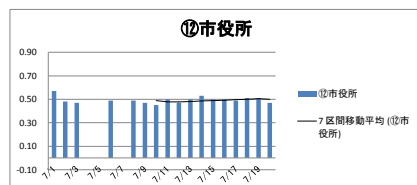
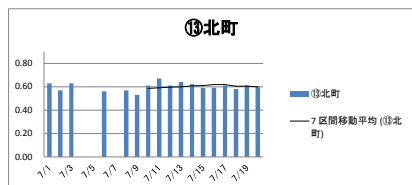


Noをクリックすると測定場所の写真に切り替わります

年間1mSV以内を維持するには約1.1 μ Sv/h以下
 原発事故以前の状態に戻すには0.05 μ Sv/h以下
 の放射線量に収束することが必須ですが、
現状は!!1m空間線量が
 上段:7/10~16日7日間平均値





測定地点



①県合同庁舎正門



②ヨークホーム東店



③原町駅



④西殿橋



⑤原一小陸橋下



⑥旭公園



⑦原二小校庭門



⑧OK鉄工交差点



⑨松栄高交差点



⑩夜ノ森公園入口



⑪相農高入口



⑫市役所正門



⑬北町交差点



⑭仲町交差点



⑮原高正門



⑯原三小正門



⑰国見町フレスコキチ交差点

